



OLCT 700 / 710

Fixed Gas Detection



Presentation

Model Series OLCT 700/710 industrial gas detection sensors are a new generation of intelligent sensor modules that incorporate and integrate several leading edge improvements.

The sensors are specifically designed for harsh and extreme locations. This new and superior level of environmental durability in sensor design includes an electropolished 316 stainless steel housing, multi-layered transient spike protection circuitry and 100% encapsulated electronics.

The sensor electronics are completely protected and immune to water ingress and corrosion. The gas detector sensor elements are all plug-in components and can easily be replaced in the field.

Operator interface is non-intrusive via a small handheld magnet. Configuration and routine calibration is intuitive and menu driven with fully scripted instructions. Sensor status is displayed on a built-in alphanumeric LED display. Model Series OLCT 700/710 intelligent sensor modules feature dual outputs, a linear 4-20 milliamp analog signal and a Modbus RS-485 serial output.

It is becoming increasingly important that safety systems meet the Safety Integrity Level (SIL) requirements of IEC 61508 and IEC 61511. The SIL rating can only be determined by considering the complete safety system.

Features

- 316 SS Construction
- IP 66
- Multi-Layer Surge Protection
- SIL2 Certified
- Environmentally Bulletproof



OLCT 700/710

Fixed Gas Detection

Series OLCT 700/710

The SERIES OLCT 700/710 sensor modules are designed with this in mind and feature a new and unmatched level of pre-emptive fault diagnostics. Application variables like input voltage range, operating temperature range, maintenance schedule, detector reliability and output integrity are all monitored and reported via the 4-20 mA and RS-485 serial output. As a component of a SIL rated system, the Safe Failure Fraction (SFF) of SERIES OLCT 700/710 sensors are designed to meet the requirements for any SIL 2 rated system.

SERIES OLCT 700's sensors utilize distinctive gas detection technologies to satisfy a wide range of industrial applications that require monitoring of, toxic and flammable gases.

Sensors for Hydrogen Sulfide



CHEMFET MOS Solid State Technology
Harsh and Extreme Locations
Wide Temperature & Humidity Range
5-year Sensor Warranty

Sensors for Combustible Gas



Catalytic Technology
Non-selective Combustible Gas Sensor
2-year Sensor Warranty
Rugged Construction



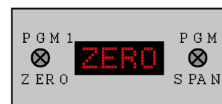
Infrared Technology
Combustible Hydrocarbon Gas Sensor
2-year Sensor Warranty

Sensors for Carbon Dioxide

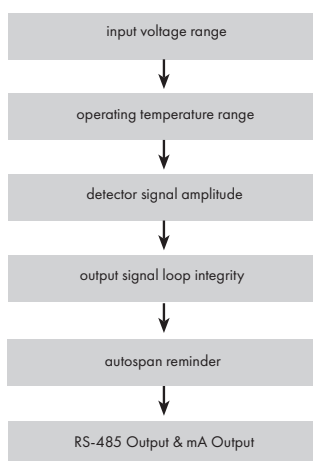


Infrared Technology
Selective CO₂ Gas Sensor
2-year Sensor Warranty

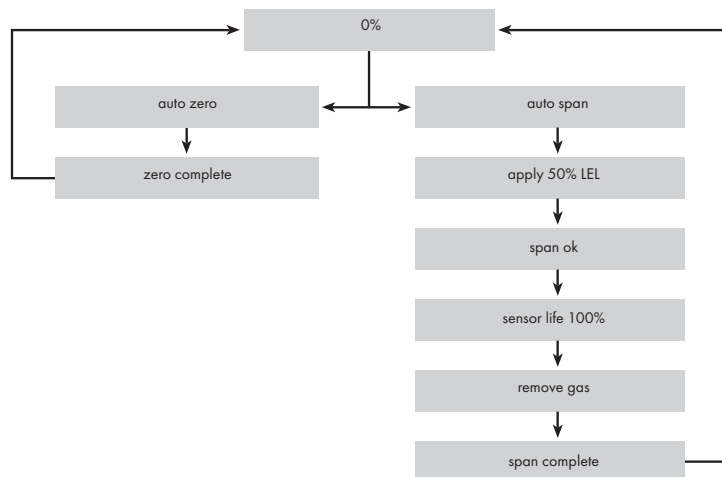
Scrolling Full Message/Text Display



Pre-emptive Fault Diagnostics




Auto Zero/Auto Span Sequence



OLCT 700/710

Fixed Gas Detection

Anatomy of the OLCT 700/710



OLCT 700/710

Fixed Gas Detection

Spécifications

Combustible Hydrocarbon & Carbon Dioxide Gas Detectors

Model	OLCT 700/710 IR
Gas	Combustible Hydrocarbons or CO ₂
Range	0-100 % LEL* or 0-5% vol.* CO ₂
Temperature	-40°C to +75°C
Warranty	2 years on electronics, 2 years on sensor

* Standard Range

Hydrogen Sulfide Gas Detector (solid state metal oxide semiconductor)

Model	OLCT 700/710 TP
Gas / Symbol	Hydrogen Sulfide/H ₂ S
Range	0-20 ppm, 0-50 ppm, 0-100 ppm*, 0-200 ppm
Temperature	-40°C to +75°C
Warranty	2 years on electronics, 5 years on sensor

Combustible Gas Detector (matched pair catalytic bead)

Model	OLCT 700/710 FP
Gas / Symbol	Combustible Gas
Range	0-100 % LEL
Temperature	-40°C to +75°C
Warranty	2 years on electronics, 2 years on sensor

OLCT 700

OLCT 710

Input Voltage	11.5 - 28 VDC standard	
Power Consumption	< 2 watts typical	
Outputs	Linear 4-20 mA DC RS - 485 Modbus™ RTU	
Dimensions	178mm (7") Height x 65mm (2.2") Ø	349mm (13.74") Height x 127 mm (5") Width x 130 mm (5.12") Depth
Weight	1.14 kg (2.5 lbs)	Aluminum 3,36 kg (7.40 lbs) Stainless steel version 7.44 kg (16.40 lbs)
Approvals	ATEX II 2G Ex d IIB+H2 T4 Gb	
Functional Safety	SIL2 as per IEC 61508 (except CO ₂)	
Performance	OLCT 700 IR, OLCT 700 FP to ISA 12.13, CSA #152	
Approvals		
Accuracy / Repeatability	OLCT 700/710 FP and IR: ±3% LEL 0-50% LEL; ±5% LEL 50-100% LEL OLCT 700 TP: ±10% of reading or ±2 ppm (greater of) OLCT 700 IR-CO ₂ : ±5% full scale	
Response / Clearing Time	OLCT 700/710 FP and IR-CH: T50 <10 s; T90 <30s (respectively 6s and 10s as tested with 1 LPM flow rate) OLCT 700 TP: T50 <30 s; T80 <60 s OLCT 700 IR-CO ₂ : T50 <15 s; T90 <40 s	
Operating Humidity Range (Continuous)	OLCT 700 FP: 0-99% RH non-condensing OLCT 700 TP: 15-100% RH non-condensing OLCT 700 IR: 0-99% RH non-condensing	

Contact factory for specific gases

Teledyne Oldham Simtronics quality assurance programmes demand the continuous assessment and improvement of all our products. Information in this leaflet could thus change without notification and does not constitute a product specification.

Please contact Teledyne Oldham Simtronics or their representative if you require more details.



AMERICAS
14880 Skinner Rd
Cypress, TX 77429,
USA
Tel.: +1 713-559-9200
Fax: +1 281-746-3064

EMEA
ZI Est, Rue Orfila,
CS 20417
62027 ARRAS CEDEX, France
Tel.: +33-3-21-60-80-80
Fax: +33-3-21-60-80-00

ASIA PACIFIC
Room 04, 9th Floor, 275 Ruijing
Road,
Xuhui District, Shanghai,
China
TGFD_APAC@teledyne.com